

PUMP DETAIL

		Fresh water			Semi-trash			Trash		
Construction										
Material (Principal Parts)	Pump Casing	Aluminum Diecast (ADC12)			Aluminum Diecast (ADC12)			Aluminum Cast (AC2B)		
	Casing Cover	Aluminum Diecast (ADC12)			Aluminum Diecast (ADC12)			Aluminum Cast (AC2B)		
	Impeller	Cast Iron (FC150)			Cast Iron (FC200)			Cast Steel (HCr)		
	Inner Casing	Cast Iron (FC150)			Cast Iron (FC200)			Cast Iron (FC300)		
	Liner	—			—			Stainless Steel (SUS430,403)		
Strainer		2"	3"	4"	2"	3"	4"	2"	3"	4"
		□6×5.5	□7×9	Φ7	□20×20	□20×20	Φ20	Φ20	Φ31	Φ31

STANDARD ACCESSORIES

Slot-in type strainer

Hose coupling set

Hose band

Choosing the right pump (Image)

When selecting a pump for safety and proper working, the following information is needed:

- Suction height**: The height between the water surface and the pump inlet
- Discharge height**: The height between the pump inlet and the highest point of the delivery pipe
- Discharge hose length**: The total length of the outlet hose
- Delivery rate or quantity**: The amount of fluid flowing in a certain time
- Fluid quality**: The water type and the content and size of solids within the water

Pump Type	Fresh water	Semi-trash	Trash
Strainer	○	○	○
Hose coupling set	○	○	○
Hose band	○	○	○
Battery box	○*	○*	○*
Battery cable	○*	○*	○*
Tools	○	○	○

* only for Electric Start




YANMAR

AIR COOLED DIESEL PUMPS

YDP Series

Max. Output : 3.5~7.4kW



Bore size
2-4
inch

Suction lift
7
m

Fuel tank
13
L

YANMAR
QUALITY

YANMAR CO., LTD.

1-32, Chayamachi, Kita-ku, Osaka 530-8311, Japan
 Telephone: +81-6-7638-0024
 Facsimile: +81-6-7638-0025
<https://www.yanmar.com/global/>

Long-lasting and Powerful YANMAR Diesel Pump

YANMAR supplies professional & reliable diesel-powered pumps for operation in construction sites and agricultural fields.

Wide Variation

YANMAR's pump series range in bore size from 2" to 4" for fresh, semi-trash and trash water. All type of pumps newly equipped with electric starting system

Extended Operation with Large Fuel Tank

All series have 13 liter large fuel tank and it enables continuous & longer running

Easy Maintenance

Cleaning the inside of the casing can be done simply by just removing a few bolts.




YDP40STN-E



AIR-COOLED DIESEL ENGINE L-V SERIES

Since 1959, YANMAR has been producing air-cooled diesel engines with total production reaching more than 1.5 million units. In these engines, L-V series engines achieve lower levels of emissions through technology. High-pressure injection technology minimizes the fuel required for ignition, while the combustion chamber itself is also improved, and there is an EGR(Exhaust Gas Recirculation) system for recirculating some of the exhaust gas back into the air intake.



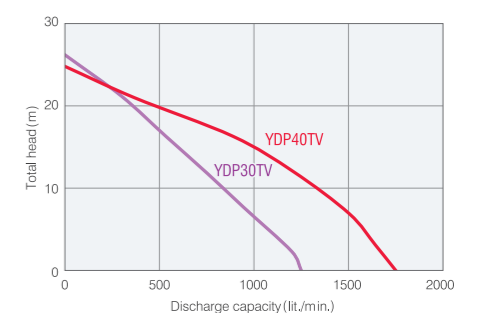
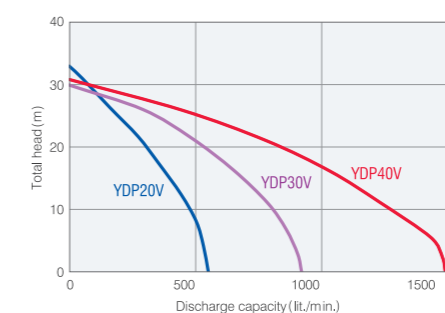
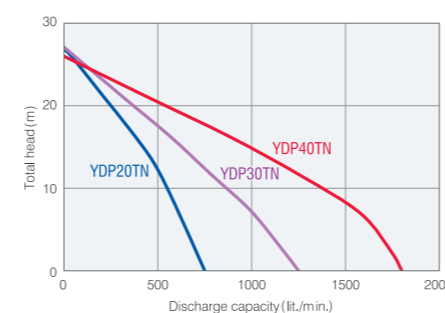
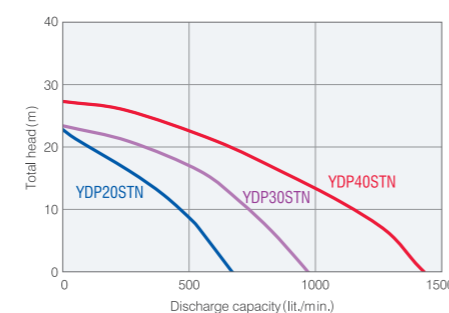
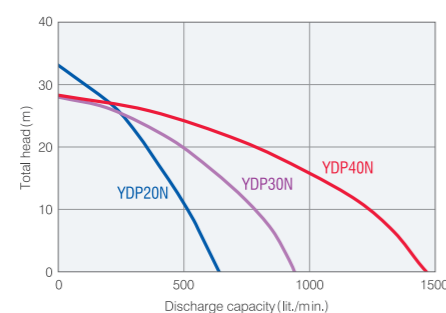
SPECIFICATIONS (YDP w/t L-N)

Sales area			For non-emission regulated area																			
Type			Fresh water pump				Semi-trash pump				Trash pump											
Model			YDP20N	YDP20N-E	YDP30N	YDP30N-E	YDP40N	YDP40N-E	YDP20STN	YDP20STN-E	YDP30STN	YDP30STN-E	YDP40STN	YDP40STN-E	YDP20TN	YDP20TN-E	YDP30TN	YDP30TN-E	YDP40TN	YDP40TN-E		
PUMP	Type		Self-priming pump				Self-priming pump				Self-priming pump											
	Suc. & discharge dia.	mm	50		80		100		50		80		100		50		80		100			
	Max. total head	m	32.0		28.0		26.5		22.5		23.0		25.0		24.0		27.0		25.0			
	Suction lift	m	7				7				7											
Max. capacity	lit./min.	550		900		1300		550		850		1300		550		1150		1750				
ENGINE	Model		L48N6-PY	L48N6-PEY	L48N6-PY	L48N6-PEY	L70N6-PY	L70N6-PEY	L48N6-PYST	L48N6-PEYST	L48N6-PYST	L48N6-PEYST	L70N6-PY	L70N6-PEY	L48N6-PY	L48N6-PEY	L70N6-PY	L70N6-PEY	L100N6-PYT	L100N6-PEYT		
	Type		4-stroke, air cooled diesel engine				4-stroke, air cooled diesel engine				4-stroke, air cooled diesel engine											
	Displacement	cc	219		320		320		219		320		219		320		435		435			
	Max. output	kW@3600 min ⁻¹	3.5		4.9		4.9		3.5		4.9		3.5		4.9		7.4		7.4			
	Cont. output	kW@3600 min ⁻¹	3.1		4.4		4.4		3.1		4.4		3.1		4.4		6.6		6.6			
Starting system		Recoil	Electric*	Recoil	Electric*	Recoil	Electric*	Recoil	Electric*	Recoil	Electric*	Recoil	Electric*	Recoil	Electric*	Recoil	Electric*	Recoil	Electric*			
Fuel oil tank capacity	lit.	13				13				13												
UNIT	Dimensions	L	530		630		530		630		580		735		680		810		718		855	
		W	484				484				484											
		H	637		727		637		727		620		710		740							
Dry mass	kg	44	59	46	61	62	77	44	59	45	61	61	76	54	72	75	93	91	109			

SPECIFICATIONS (YDP w/t L-V)

Sales area			For emission regulated area									
Type			Fresh water pump			Trash pump						
Model			YDP20V	YDP30V	YDP40V	YDP30TV	YDP40TV	YDP40TV-E				
PUMP	Type		Self-priming pump			Self-priming pump						
	Suc. & discharge dia.	mm	50		80		100					
	Max. total head	m	32.0		28.0		24.0					
	Suction lift	m	7									
Max. capacity	lit./min.	550		920		1300		1700				
ENGINE	Model		L70V6-PY		L70V6-PYT		L70V6-PYT		L100V6-PYT		L100V6-PEYT	
	Type		4-stroke air cooled diesel				4-stroke air cooled diesel					
	Displacement	cc	320		320		320		435		435	
	Max. output	kW@3600 min ⁻¹	4.8		4.8		4.8		6.8		6.8	
	Cont. output	kW@3600 min ⁻¹	4.3		4.3		4.3		6.2		6.2	
Starting system		Recoil		Recoil		Recoil		Electric*		Electric*		
Fuel oil tank capacity	lit.	13				13						
UNIT	Dimensions	L	560		630		680		718		855	
		W	484				484					
		H	702		727		710		740			
Dry mass	kg	52	53	62	73	92	108					

Performance Curves



*Electric & Recoil start